
Background

The purpose of the interim financial reports is to provide management and the Board of Trustees with a clear understanding of the status of the current year's budget versus actual expenditures to date, and an outlook for the remainder of the year.

Current Situation

The attached report covers the period from September 1 to March 31, 2020 and is the second report for the 2019/2020 school year.


Administrative Summary

That, the Superior-Greenstone DSB receive Report No. 45: Second Interim Financial Report for 2019/2020, for information.

Respectfully submitted,

Brent Harris
Manager of Financial Services

Cathy Tsubouchi
Superintendent of Business



Capital Grants	8,742,215	8,734,880	(7,335)	(0.1%)
Other	4,619,662	6,426,023	1,806,361	39.1%
Total Revenue				
Expenditures				
Classroom	26,694,106	27,348,308	654,202	2.5%

Total Expenditures	8	8	-	0.0%
---------------------------	----------	----------	----------	-------------

In-Year Surplus (Deficit)	(31,211)	663,765	694,976
----------------------------------	-----------------	----------------	----------------

Accumulated Surplus (Deficit) for Compliance	7,083,861	5,736,668	(1,347,193)
---	------------------	------------------	--------------------


Note: Forecast based on year-to-date actuals up to March 31, 2020

Changes in Revenue

Change in Expenditures

Change in Surplus/Deficit

Risks & Recommendations

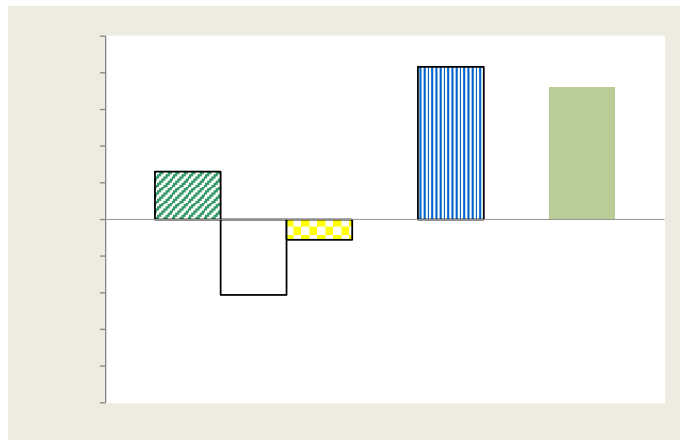


Grade 4-8	401.00	380.42	(20.58)	(5.1%)
Other Pupils	46.00	48.00	2.00	4.3%
Total Elementary	766.00	760.47	(5.53)	(0.7%)
Secondary <21				
Pupils of the Board	501.59	519.75	18.16	3.6%


Total	1,357.00	1,393.10	36.10	2.7%
--------------	-----------------	-----------------	--------------	-------------

Note: Forecast is based on actual March 31, 2020

Changes in Enrolment: Budget v. Forecast



Highlights of Changes in Enrolment:



Non-Teachers	125.9	135.7	9.8	7.8%
Total Classroom	258.6	266.3	7.7	3.0%
Non-Classroom	68.0	67.9		
Total	326.6	334.2	7.6	2.3%

Note: Over

Changes in Staffing: Budget v. Forecast

Highlights of Changes in Staffing: